







Faculty Evaluation Plan (FEP) Vote

1. I vote for the proposed Faculty Evaluation Plan.				
			Response Percent	Response Count
Yes			64.2%	115
No			35.8%	64
			<i>answered question</i>	179
			<i>skipped question</i>	0












2. Please tell us why you voted no.			Response Count
			59
			<i>answered question</i>
			59
			<i>skipped question</i>
			120

3. What is your primary campus?				
			Response Percent	Response Count
Chesapeake			17.2%	29
Norfolk			12.4%	21
Portsmouth			17.8%	30
Virginia Beach			52.7%	89
			<i>answered question</i>	169
			<i>skipped question</i>	10

4. What is your academic rank?			
		Response Percent	Response Count
Instructor		18.6%	31
Assistant Professor		30.5%	51
Associate Professor		29.3%	49
Professor		21.6%	36
		answered question	167
		skipped question	12

5. How many years have you been teaching full-time for TCC?			
		Response Percent	Response Count
1-5		39.6%	67
6-10		18.3%	31
11-15		8.9%	15
16-20		9.5%	16
21-25		4.1%	7
26+		19.5%	33
		answered question	169
		skipped question	10

6. In which discipline do you teach?

		Response Percent	Response Count
Art		3.8%	6
Business		7.5%	12
English and Speech		18.9%	30
Foreign Languages and ESL		4.4%	7
Health		10.7%	17
Engineering and Industrial Technologies		7.5%	12
Information Technology		8.8%	14
Math		11.9%	19
Public Service		0.6%	1
Science		14.5%	23
Social Science		11.3%	18
		<i>answered question</i>	159
		<i>skipped question</i>	20