

**Survey Results
& Analysis**
for
2012 Spring Graduate Survey



TIDEWATER COMMUNITY COLLEGE
From here, go anywhere.™

Friday, August 17, 2012
Powered by Vovici EFM
www.vovici.com

Executive Summary

This report contains a detailed statistical analysis of the results to the survey titled *2012 Spring Graduate Survey*. The results analysis includes answers from all respondents who took the survey in the 97 day period from Thursday, May 03, 2012 to Tuesday, August 07, 2012. 466 completed responses were received to the survey during this time.

Survey Results & Analysis

Survey: 2012 Spring Graduate Survey

Author: caasen

Filter:

Responses Received: 466

1) During the time you attended TCC, were you:

Response	Count	Percent
Full-time military	7	1.5%
Employed full-time (35 or more hours per week)	184	39.8%
Employed part-time (less than 35 hours per week)	144	31.2%
Unemployed and seeking employment	52	11.3%
Unemployed and not seeking employment	33	7.1%
Homemaker, not employed outside the home	40	8.7%
Employed in apprenticeship program	2	0.4%

2) If you were employed while attending TCC, was your job related to your academic program at the college?

Response	Count	Percent
Yes, directly related	83	19.6%
Yes, somewhat related	97	22.9%
No, not related	244	57.5%

3) What was your primary goal in attending TCC?

Response	Count	Percent
To obtain career and technical training that would improve present employment or future employment	92	19.8%
To obtain an occupational/technical degree or certificate	66	14.2%
To obtain an associate degree in order to transfer to a four-year college/university	277	59.7%
To obtain specific course credits that would transfer to a four-year college/university	16	3.4%
To enroll in courses that would satisfy specialized/personal interests	8	1.7%
To take advantage of employer training opportunities (i.e. Shipyard Apprentices Program)	2	0.4%
To obtain or renew a certification	3	0.6%

4) To what extent did you feel your educational experience at TCC contributed to the fulfillment of your goal?

Response	Count	Percent
To a great extent	371	80.3%
To some extent	80	17.3%
Very little	7	1.5%

Not at all	4	0.9%
------------	---	------

5) Please indicate the most important reasons you attended TCC: (Choose all that apply)

Response	Count	Percent
Low tuition	320	68.7%
Small classes/individual attention	194	41.6%
Open admission policy	146	31.3%
Only program offered locally in my area of interest	60	12.9%
Convenient locations	276	59.2%
Availability of evening courses	212	45.5%
Good academic reputation	165	35.4%
Availability of online courses	197	42.3%
Availability of financial aid	185	39.7%
Personal improvement	158	33.9%
Offered courses/academic program of interest	198	42.5%
To obtain a job	104	22.3%
Employer requirement/suggestion (i.e. NNSY Apprenticeship)	7	1.5%
To obtain better pay/promotion	103	22.1%

6) Please rate the INSTRUCTION at TCC.

	Superior	Good	Fair	Poor	Not applicable
Average class size	37.6% (170)	55.1% (249)	6.2% (28)	0.2% (1)	0.9% (4)
Content of courses in major academic program	41.3% (184)	48.7% (217)	7.4% (33)	1.6% (7)	1.1% (5)
Cost of books and supplies	9.2% (42)	23.4% (107)	43.7% (200)	22.5% (103)	1.3% (6)
Course advisement from faculty members	30.6% (138)	38.4% (173)	19.3% (87)	8.6% (39)	3.1% (14)
Course availability / scheduling	40.0% (185)	44.9% (208)	12.5% (58)	2.4% (11)	0.2% (1)
Grading and testing	34.6% (157)	55.1% (250)	8.4% (38)	1.8% (8)	0.2% (1)
Instructor availability	39.4% (182)	48.7% (225)	9.3% (43)	1.9% (9)	0.6% (3)
Overall quality of instruction	43.9% (202)	47.8% (220)	7.4% (34)	0.9% (4)	0.0% (0)
Quality of instruction in major academic program	45.4% (210)	45.6% (211)	6.7% (31)	1.1% (5)	1.3% (6)
Online instruction	30.6% (141)	38.0% (175)	11.1% (51)	2.8% (13)	17.6% (81)

Average class size(6) Please rate the INSTRUCTION at TCC.)

Response	Count	Percent
Superior	170	37.6%
Good	249	55.1%
Fair	28	6.2%
Poor	1	0.2%

Not applicable	4	0.9%
----------------	---	------

Content of courses in major academic program(6) Please rate the INSTRUCTION at TCC.)

Response	Count	Percent
Superior	184	41.3%
Good	217	48.7%
Fair	33	7.4%
Poor	7	1.6%
Not applicable	5	1.1%

Cost of books and supplies(6) Please rate the INSTRUCTION at TCC.)

Response	Count	Percent
Superior	42	9.2%
Good	107	23.4%
Fair	200	43.7%
Poor	103	22.5%
Not applicable	6	1.3%

Course advisement from faculty members(6) Please rate the INSTRUCTION at TCC.)

Response	Count	Percent
Superior	138	30.6%
Good	173	38.4%
Fair	87	19.3%
Poor	39	8.6%
Not applicable	14	3.1%

Course availability / scheduling(6) Please rate the INSTRUCTION at TCC.)

Response	Count	Percent
Superior	185	40.0%
Good	208	44.9%
Fair	58	12.5%
Poor	11	2.4%
Not applicable	1	0.2%

Grading and testing(6) Please rate the INSTRUCTION at TCC.)

Response	Count	Percent
Superior	157	34.6%
Good	250	55.1%
Fair	38	8.4%
Poor	8	1.8%
Not applicable	1	0.2%

Instructor availability(6) Please rate the INSTRUCTION at TCC.)

Response	Count	Percent
Superior	182	39.4%
Good	225	48.7%
Fair	43	9.3%
Poor	9	1.9%
Not applicable	3	0.6%

Overall quality of instruction(6) Please rate the INSTRUCTION at TCC.)

Response	Count	Percent
Superior	202	43.9%
Good	220	47.8%
Fair	34	7.4%
Poor	4	0.9%
Not applicable	0	0.0%

Quality of instruction in major academic program(6) Please rate the INSTRUCTION at TCC.)

Response	Count	Percent
Superior	210	45.4%
Good	211	45.6%
Fair	31	6.7%
Poor	5	1.1%
Not applicable	6	1.3%

Online instruction(6) Please rate the INSTRUCTION at TCC.)

Response	Count	Percent
Superior	141	30.6%
Good	175	38.0%
Fair	51	11.1%
Poor	13	2.8%
Not applicable	81	17.6%

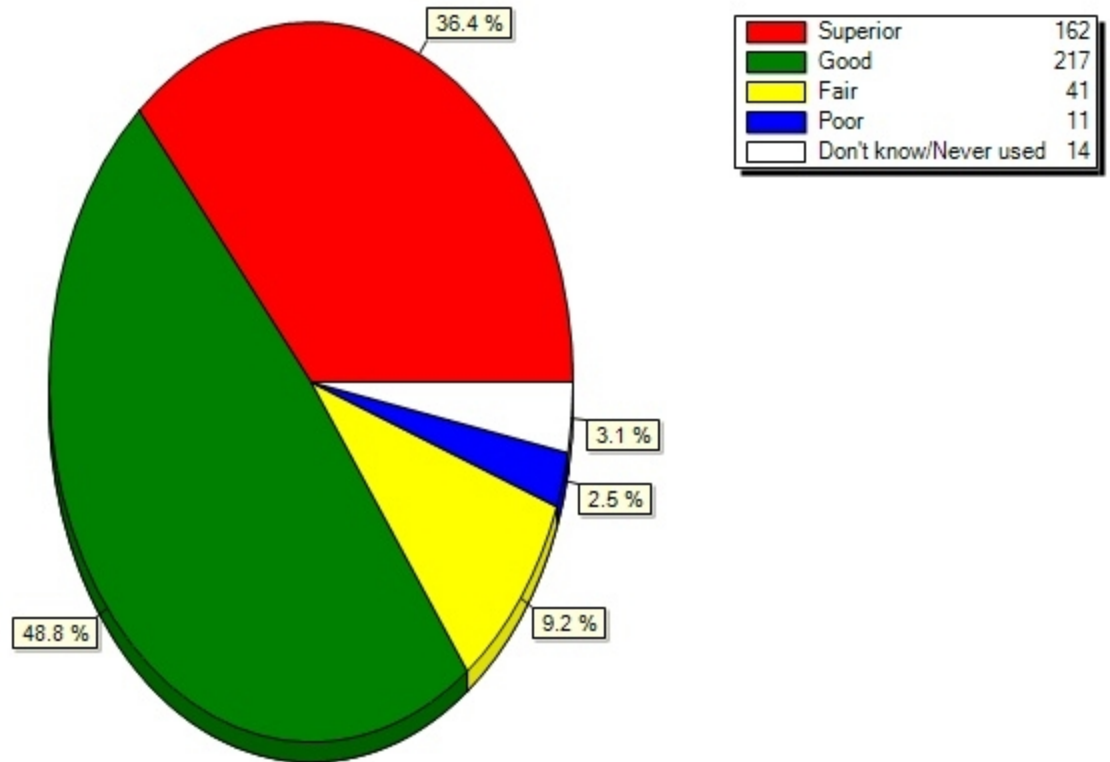
7) Please rate the SERVICES and FACILITIES at TCC.

	Superior	Good	Fair	Poor	Don't know/Never used
Admissions	36.4% (162)	48.8% (217)	9.2% (41)	2.5% (11)	3.1% (14)
Academic advising / Academic counseling	30.2% (138)	39.4% (180)	18.6% (85)	7.4% (34)	4.4% (20)
Library services / Learning resources	39.5% (180)	39.5% (180)	6.4% (29)	2.2% (10)	12.5% (57)
Career counseling	20.2% (92)	24.6% (112)	10.3% (47)	5.7% (26)	39.3% (179)
Co-op / Apprenticeship program	9.3% (42)	11.5% (52)	4.0% (18)	0.7% (3)	74.6% (338)
Financial aid offices	24.3% (111)	30.9% (141)	11.8% (54)	5.3% (24)	27.6% (126)
Financial aid support services call center	15.2% (70)	20.4% (94)	10.9% (50)	7.8% (36)	45.7% (210)
Help desk (computer/technical problems)	17.5% (80)	26.4% (121)	7.6% (35)	2.2% (10)	46.3% (212)
Registration / Enrollment services	38.8% (179)	47.7% (220)	9.3% (43)	1.1% (5)	3.0% (14)
Student activities (SGA, intramurals,	20.2%	21.5%	5.2%	1.1%	52.1% (240)

cultural events, etc.)	(93)	(99)	(24)	(5)	
TCC information center at 822-1122	25.4% (117)	30.7% (141)	8.7% (40)	2.0% (9)	33.3% (153)
Info@tcc.edu (TCC info center online)	27.1% (125)	28.6% (132)	6.3% (29)	0.2% (1)	37.7% (174)
Barnes & Noble college bookstore	27.9% (129)	44.5% (206)	18.4% (85)	4.5% (21)	4.8% (22)
New student orientation	20.6% (95)	31.2% (144)	8.2% (38)	2.8% (13)	37.1% (171)
Online services	33.7% (155)	44.3% (204)	7.2% (33)	1.5% (7)	13.3% (61)
Testing centers	29.0% (132)	45.5% (207)	9.7% (44)	3.3% (15)	12.5% (57)
Center for Military and Veterans Education	13.9% (64)	10.0% (46)	1.7% (8)	0.4% (2)	73.9% (340)
Veterans' affairs	17.2% (78)	9.1% (41)	1.1% (5)	0.4% (2)	72.2% (327)
Classroom facilities	31.7% (146)	55.4% (255)	9.6% (44)	1.3% (6)	2.0% (9)
Computer labs	41.9% (192)	41.9% (192)	6.6% (30)	2.2% (10)	7.4% (34)
Parking facilities	23.1% (107)	35.8% (166)	25.2% (117)	13.8% (64)	2.2% (10)
Study areas	28.9% (134)	37.9% (176)	11.0% (51)	8.2% (38)	14.0% (65)

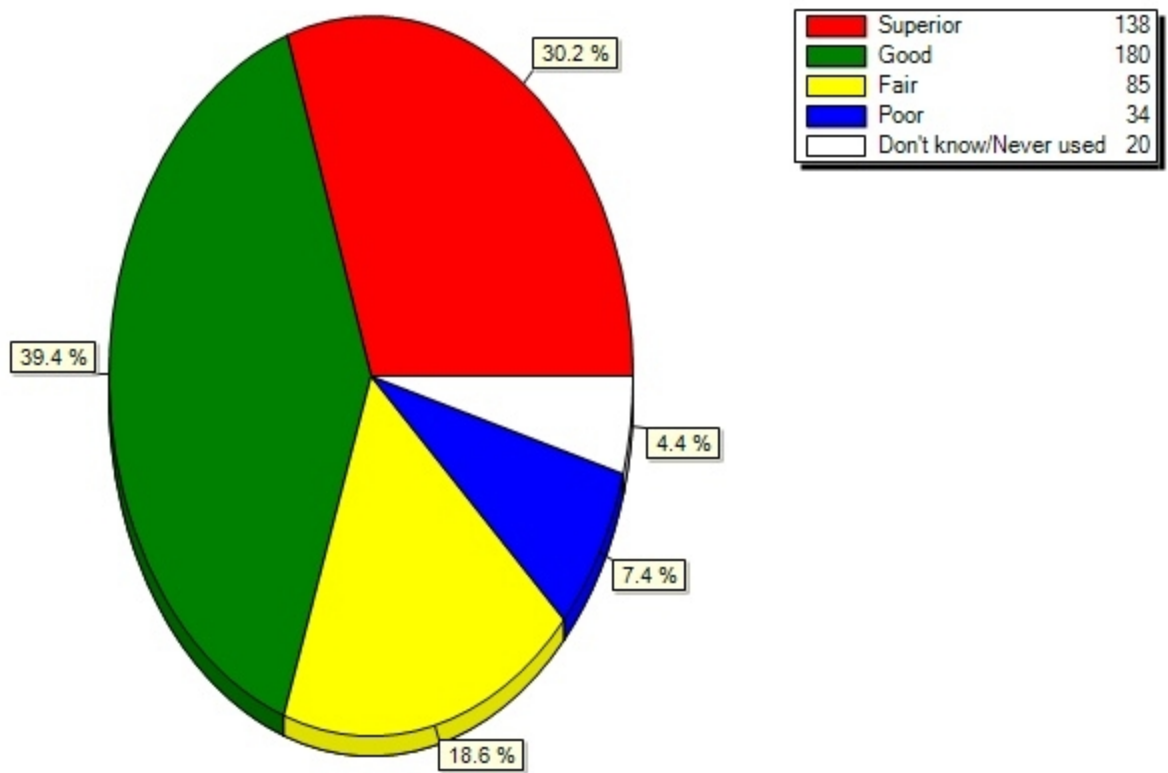
Admissions(7) Please rate the SERVICES and FACILITIES at TCC.)

Admissions(7) Please rate the SERVICES and FACILITIES at TCC.)



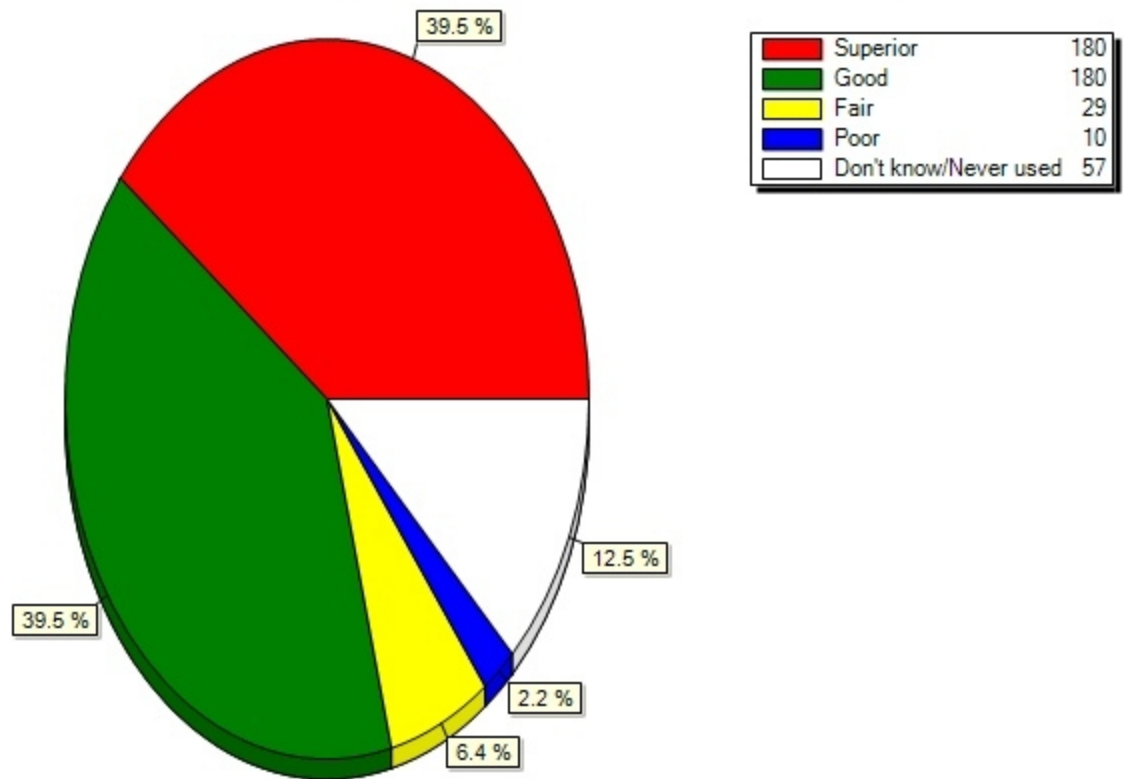
Academic advising / Academic counseling(7) Please rate the SERVICES and FACILITIES at TCC.)

Academic advising / Academic counseling(7) Please rate the SERVICES and FACILITIES at TCC.)



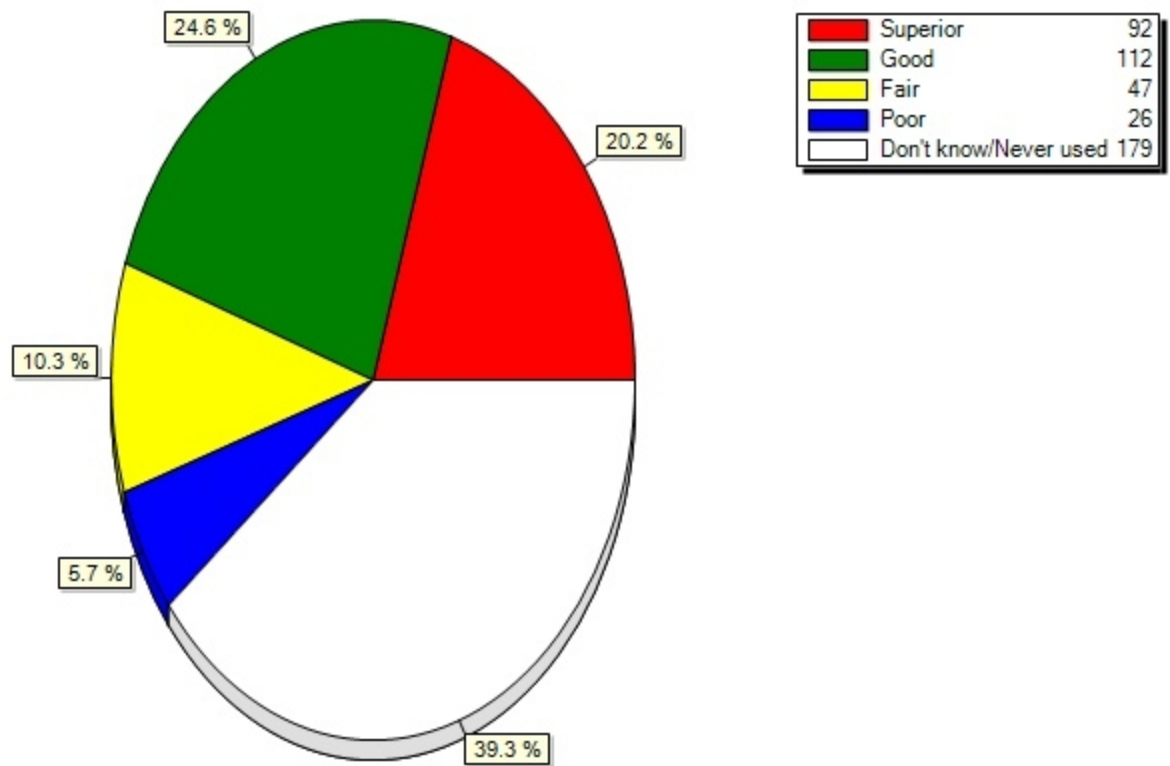
Library services / Learning resources(7) Please rate the SERVICES and FACILITIES at TCC.)

Library services / Learning resources(7) Please rate the SERVICES and FACILITIES at TCC.)



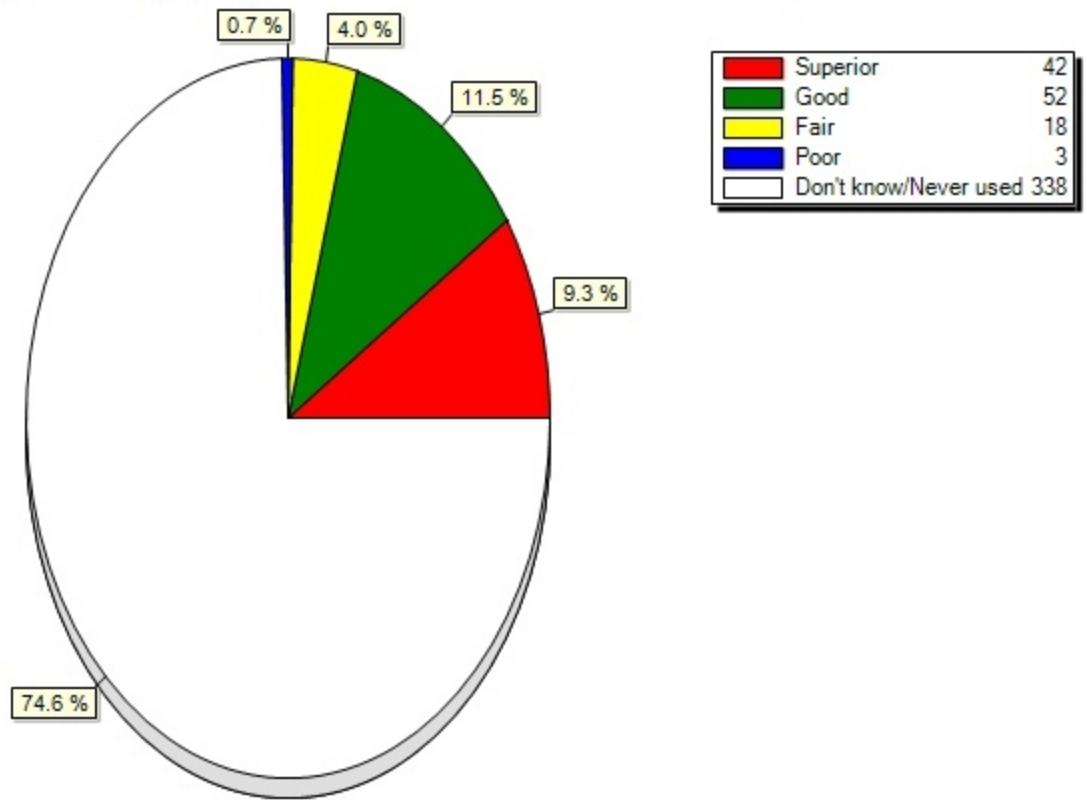
Career counseling(7) Please rate the SERVICES and FACILITIES at TCC.)

Career counseling(7) Please rate the SERVICES and FACILITIES at TCC.)



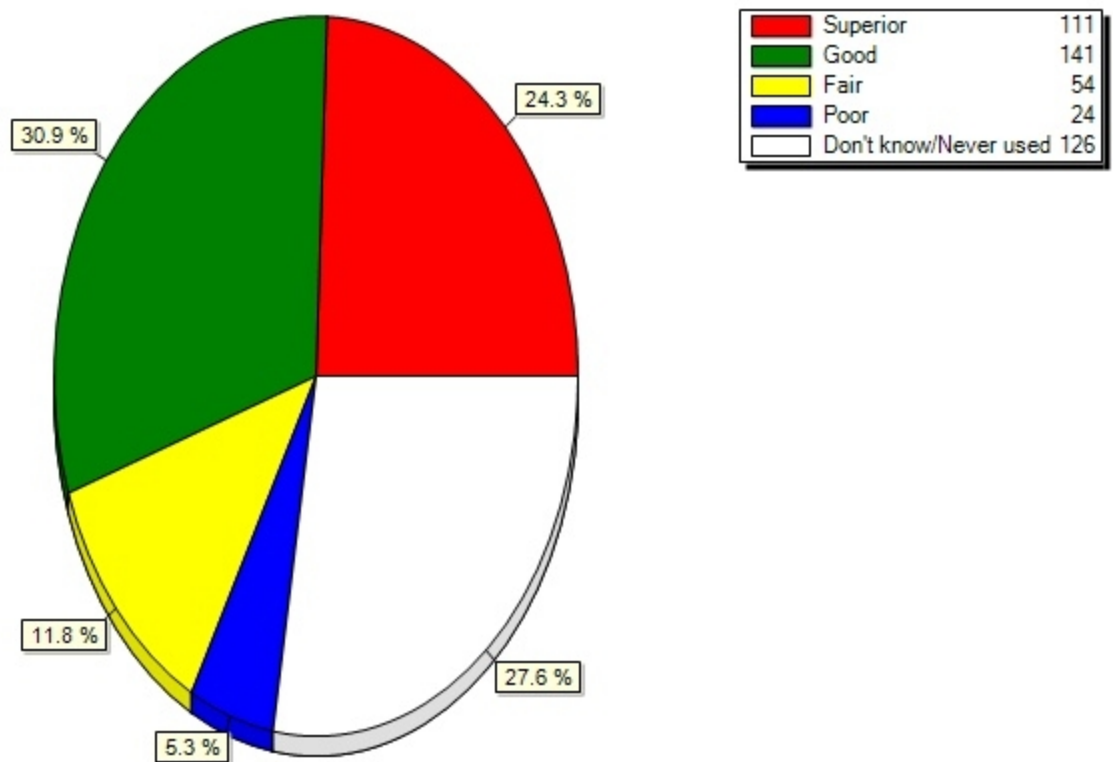
Co-op / Apprenticeship program(7) Please rate the SERVICES and FACILITIES at TCC.)

Co-op / Apprenticeship program(7) Please rate the SERVICES and FACILITIES at TCC.)



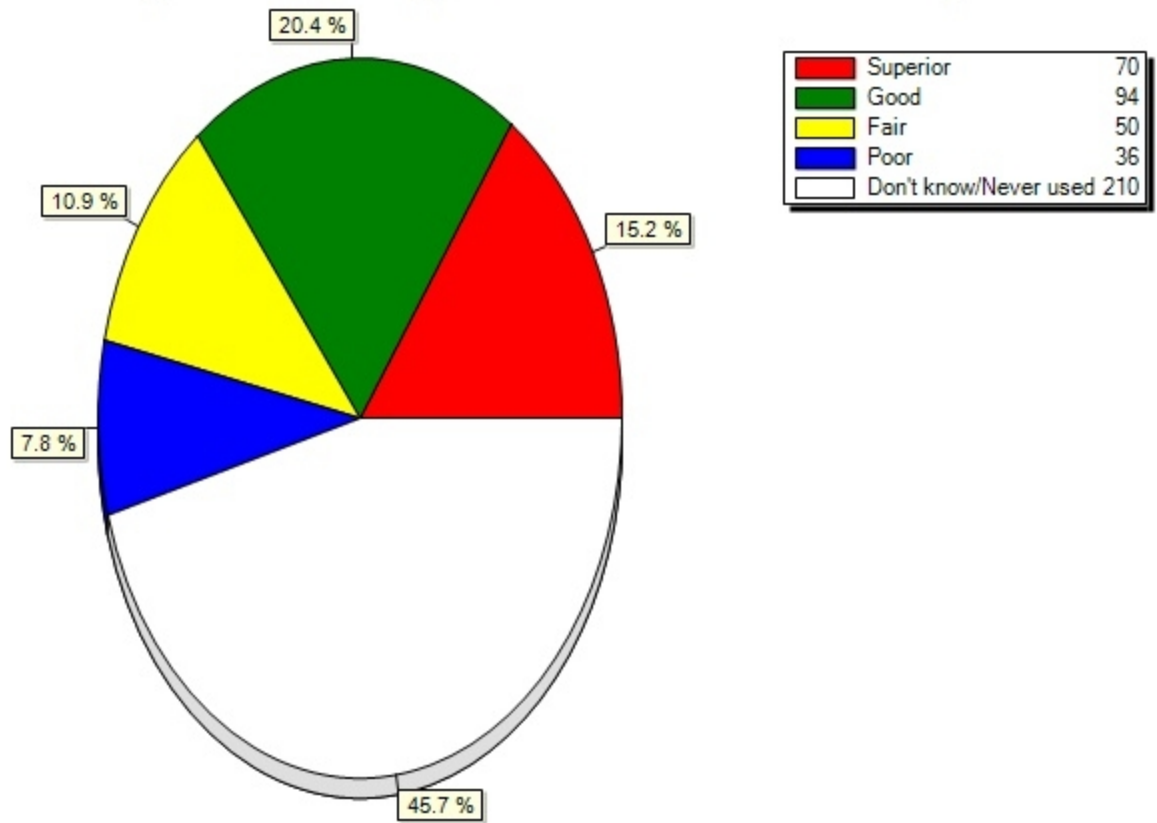
Financial aid offices(7) Please rate the SERVICES and FACILITIES at TCC.)

Financial aid offices(7) Please rate the SERVICES and FACILITIES at TCC.)



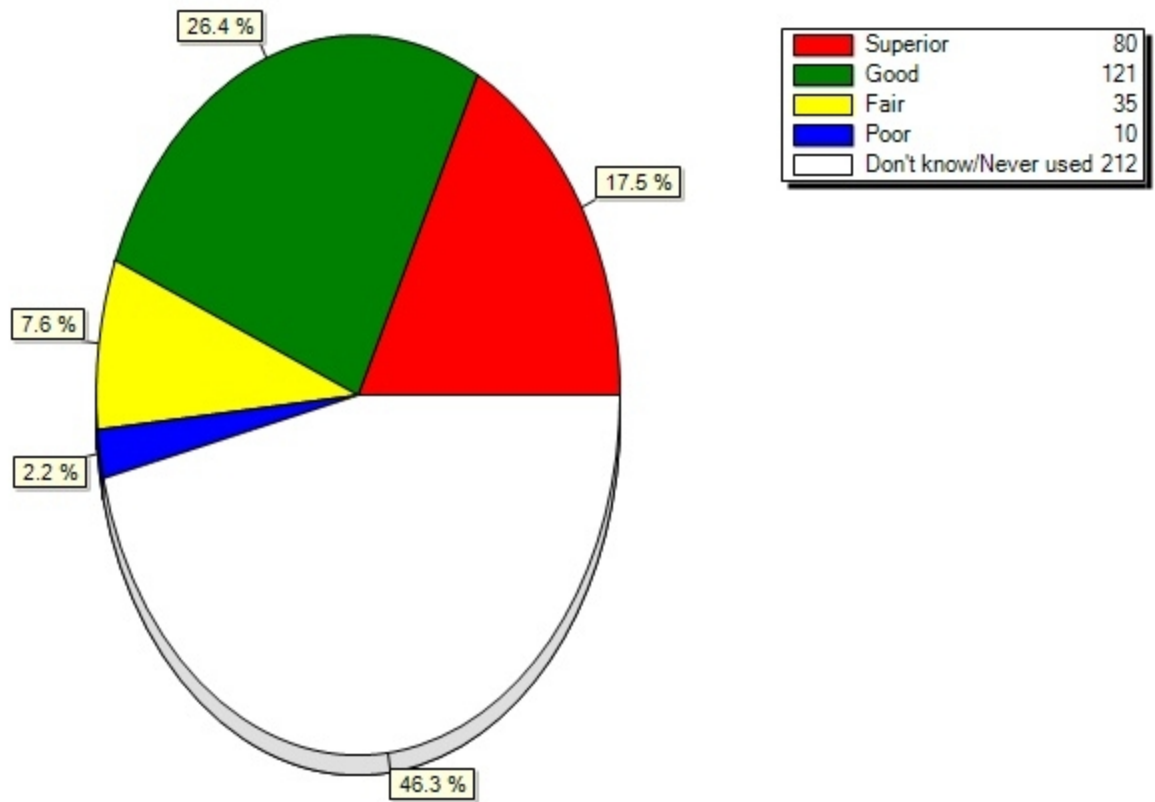
Financial aid support services call center(7) Please rate the SERVICES and FACILITIES at TCC.)

Financial aid support services call center(7) Please rate the SERVICES and FACILITIES at TCC.)



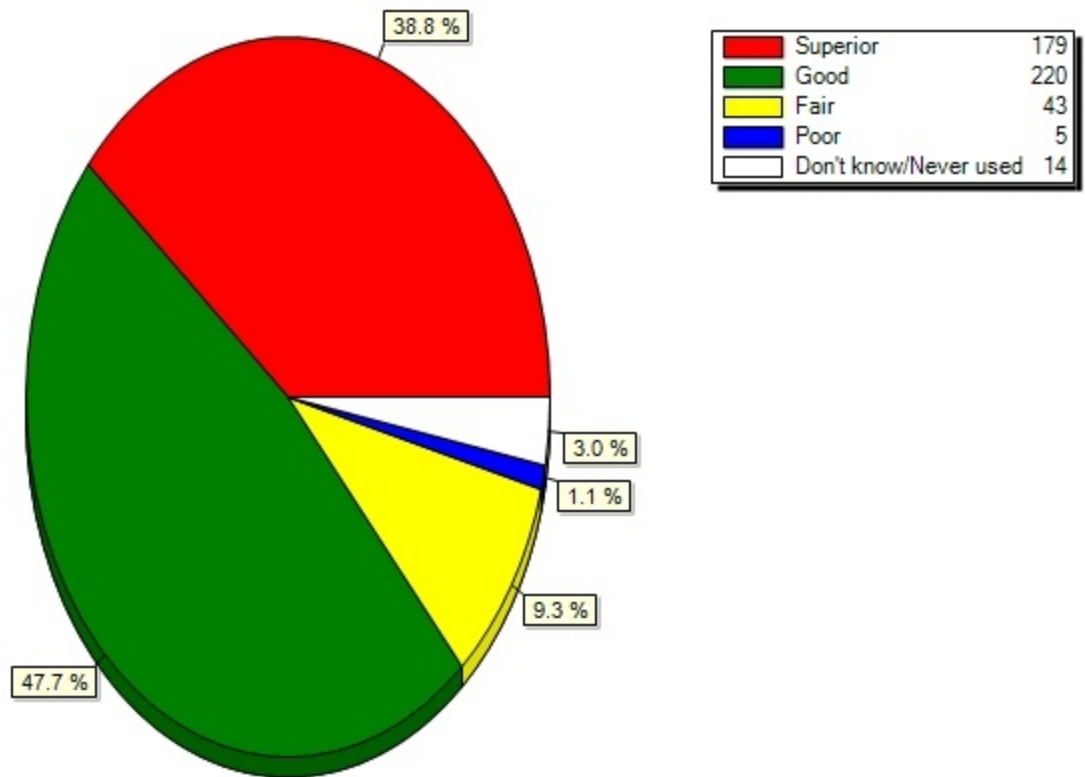
Help desk (computer/technical problems)(7) Please rate the SERVICES and FACILITIES at TCC.)

Help desk (computer/technical problems)(7) Please rate the SERVICES and FACILITIES at TCC.)



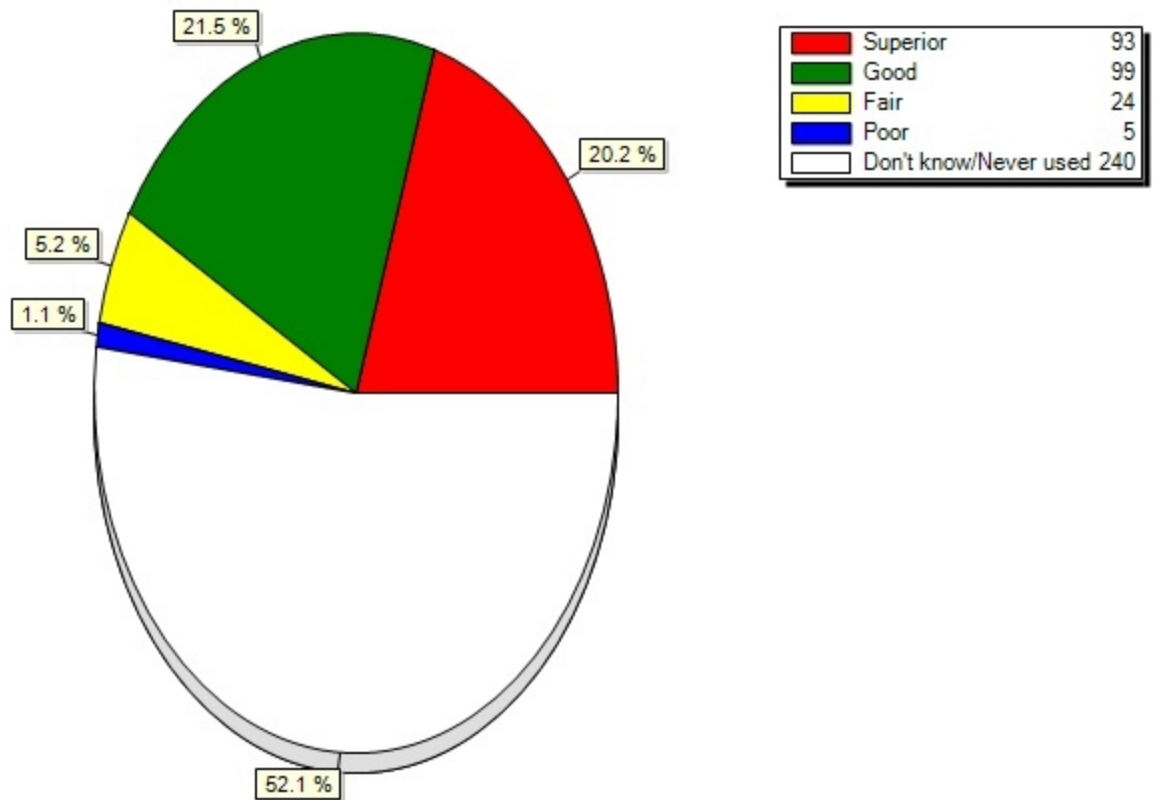
Registration / Enrollment services(7) Please rate the SERVICES and FACILITIES at TCC.)

Registration / Enrollment services(7) Please rate the SERVICES and FACILITIES at TCC.)



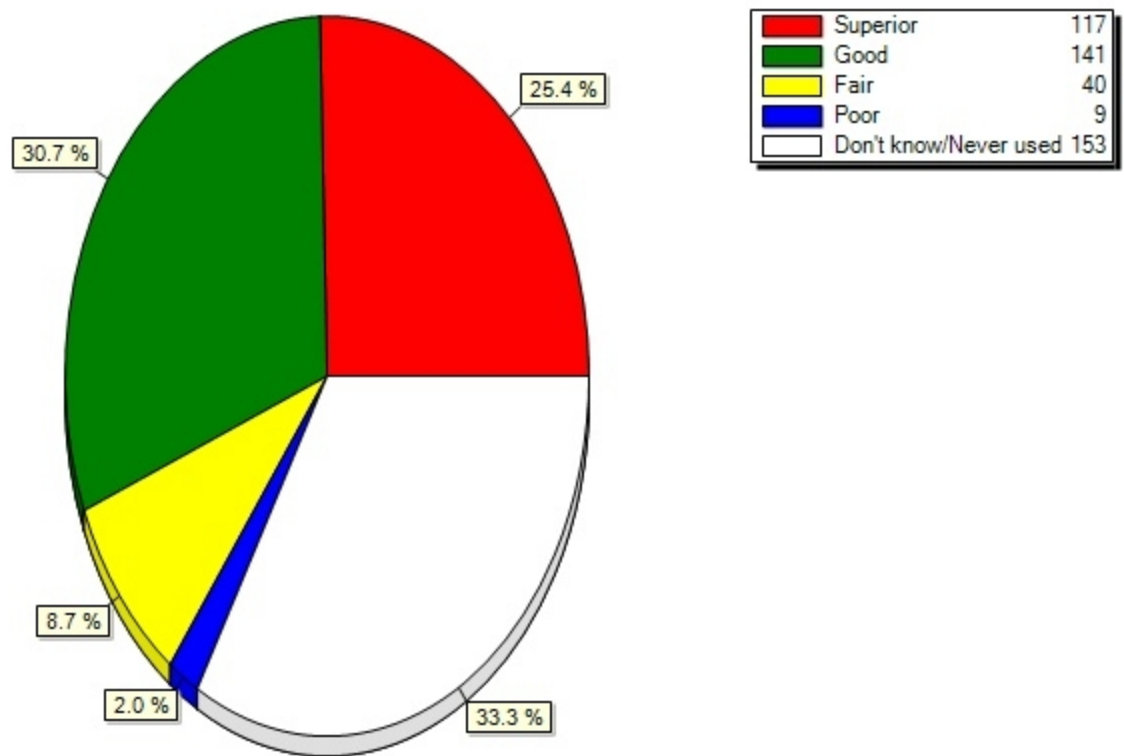
Student activities (SGA, intramurals, cultural events, etc.)(7) Please rate the SERVICES and FACILITIES at TCC.)

Student activities (SGA, intramurals, cultural events, etc.)(7) Please rate the SERVICES and FACILITIES at



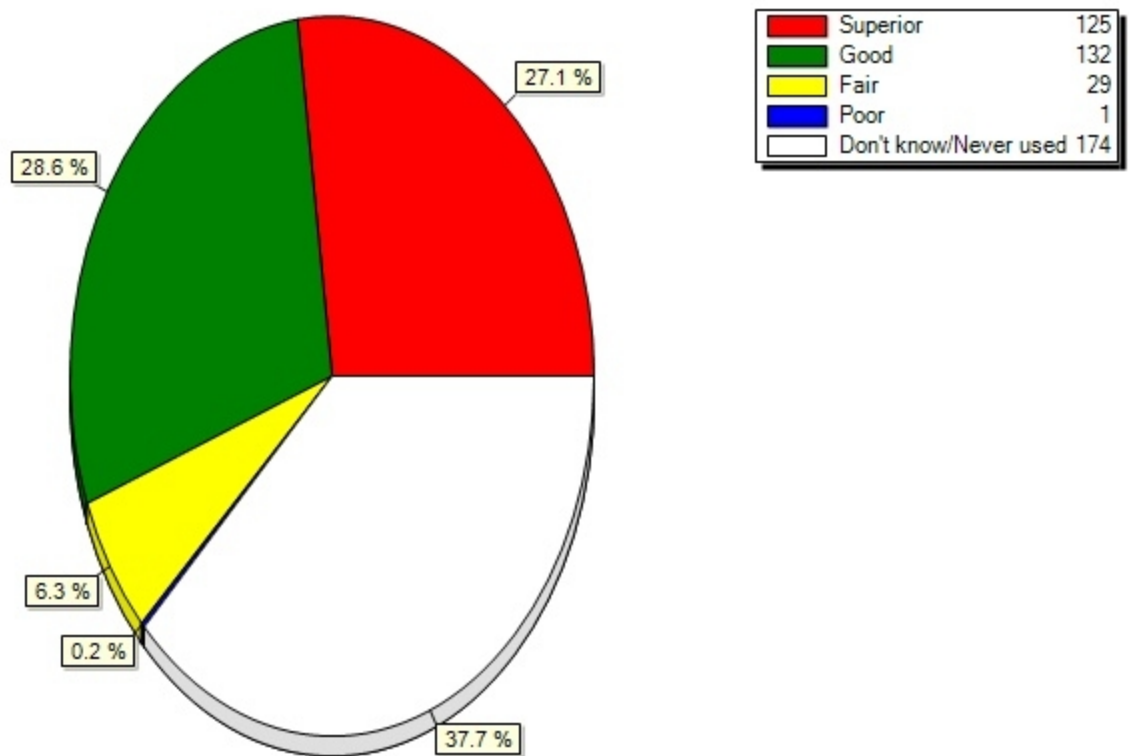
TCC information center at 822-1122(7) Please rate the SERVICES and FACILITIES at TCC.)

TCC information center at 822-1122(7) Please rate the SERVICES and FACILITIES at TCC.)



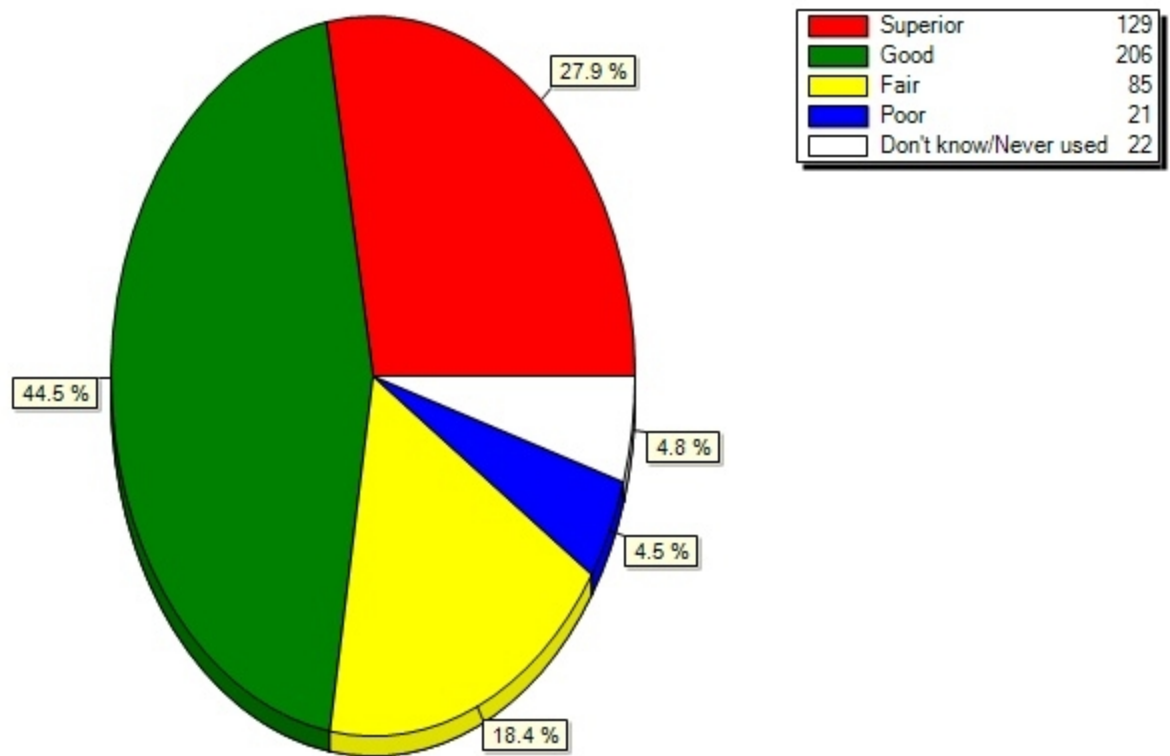
Info@tcc.edu (TCC info center online)(7) Please rate the SERVICES and FACILITIES at TCC.)

Info@tcc.edu (TCC info center online)(7) Please rate the SERVICES and FACILITIES at TCC.)



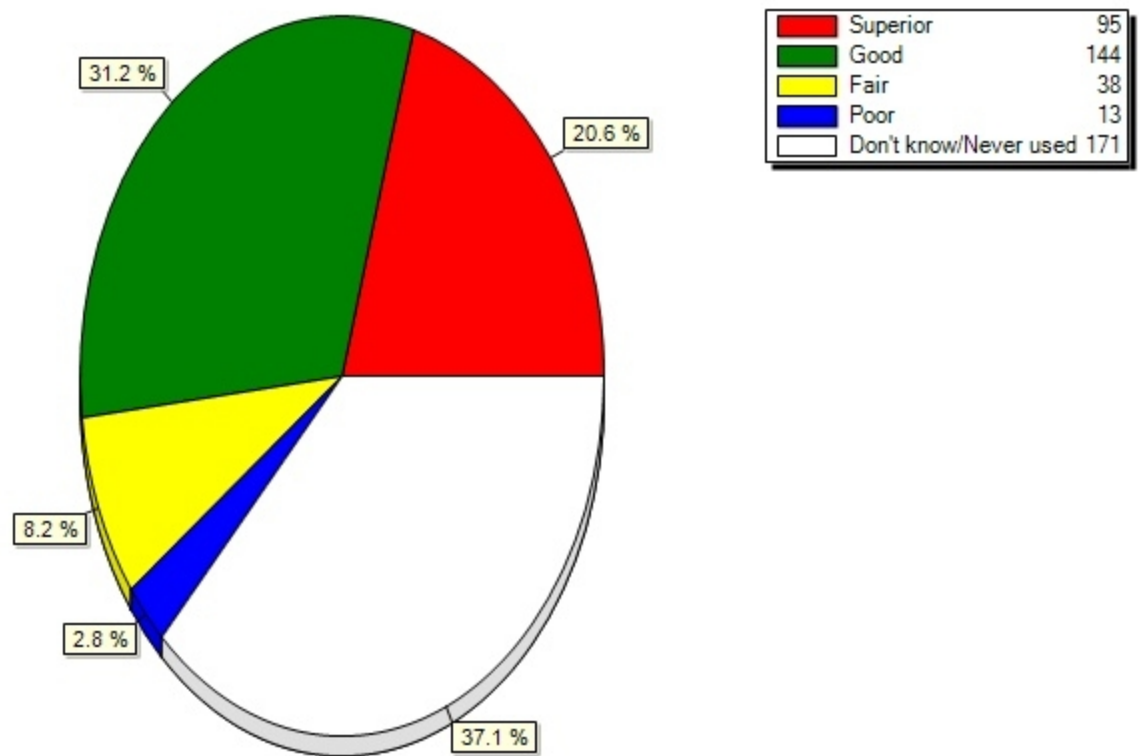
Barnes & Noble college bookstore(7) Please rate the SERVICES and FACILITIES at TCC.)

Barnes & Noble college bookstore(7) Please rate the SERVICES and FACILITIES at TCC.)



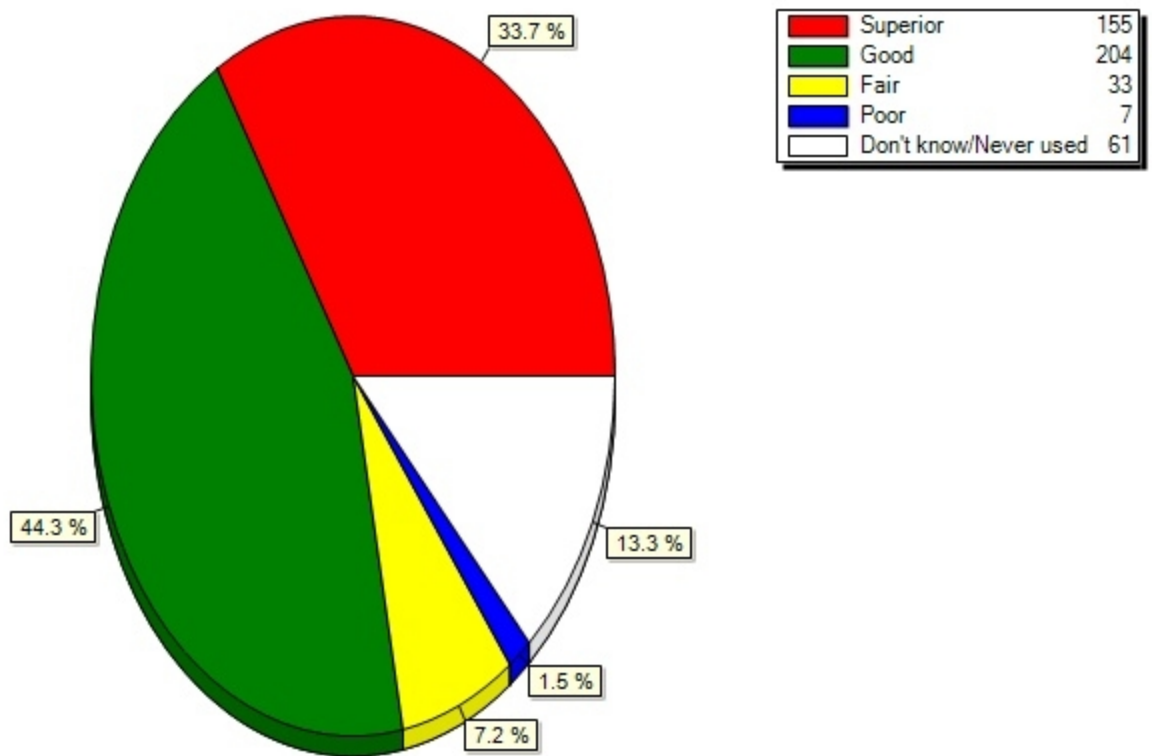
New student orientation(7) Please rate the SERVICES and FACILITIES at TCC.)

New student orientation(7) Please rate the SERVICES and FACILITIES at TCC.)



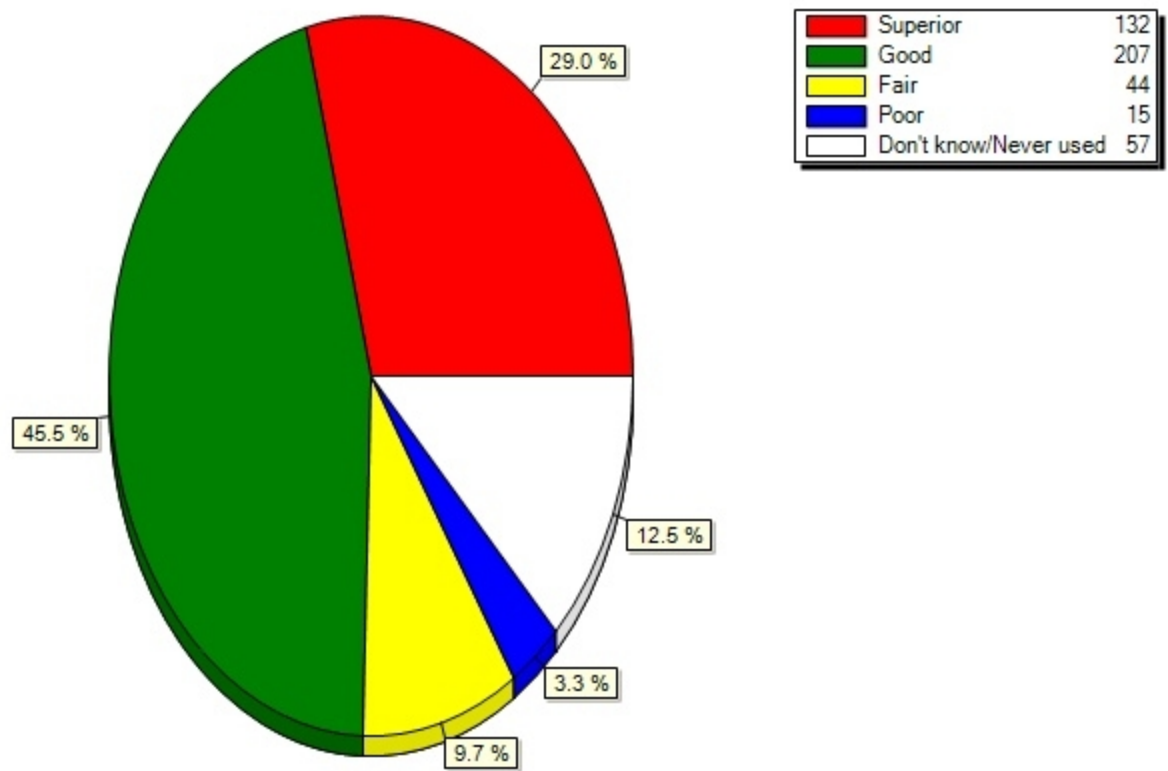
Online services(7) Please rate the SERVICES and FACILITIES at TCC.)

Online services(7) Please rate the SERVICES and FACILITIES at TCC.)



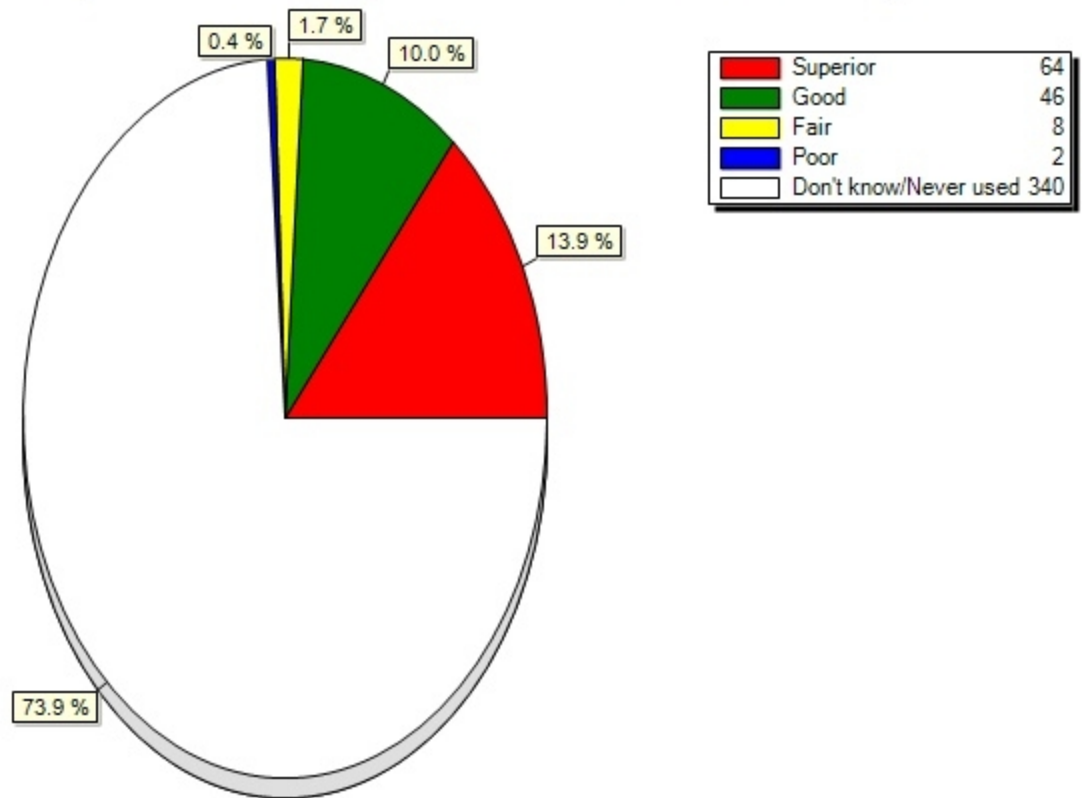
Testing centers(7) Please rate the SERVICES and FACILITIES at TCC.)

Testing centers (7) Please rate the SERVICES and FACILITIES at TCC.)



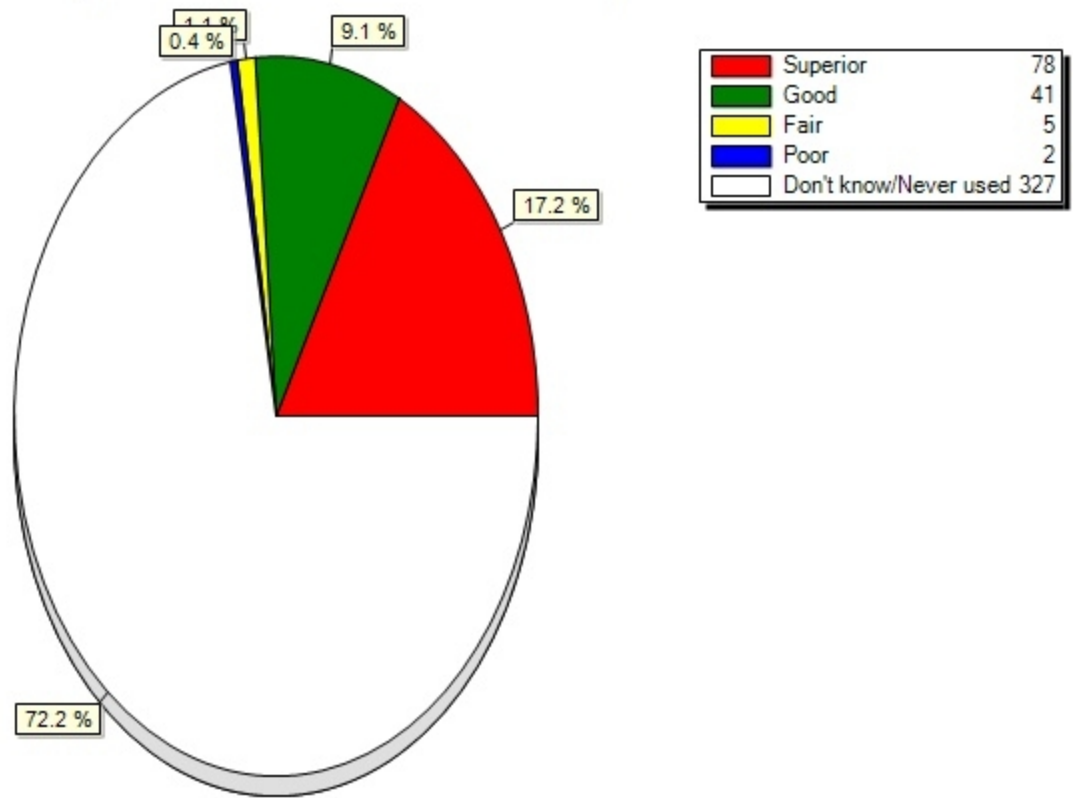
Center for Military and Veterans Education(7) Please rate the SERVICES and FACILITIES at TCC.)

Center for Military and Veterans Education(7) Please rate the SERVICES and FACILITIES at TCC.)



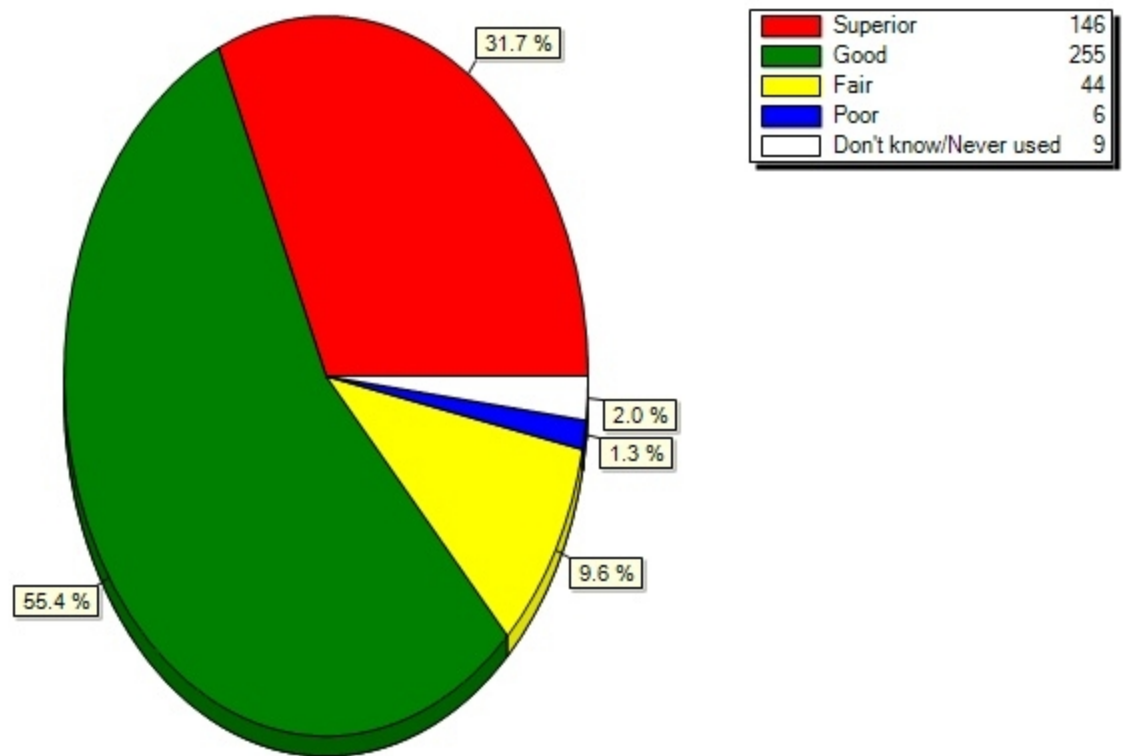
Veterans' affairs(7) Please rate the SERVICES and FACILITIES at TCC.)

Veterans' affairs (7) Please rate the SERVICES and FACILITIES at TCC.)



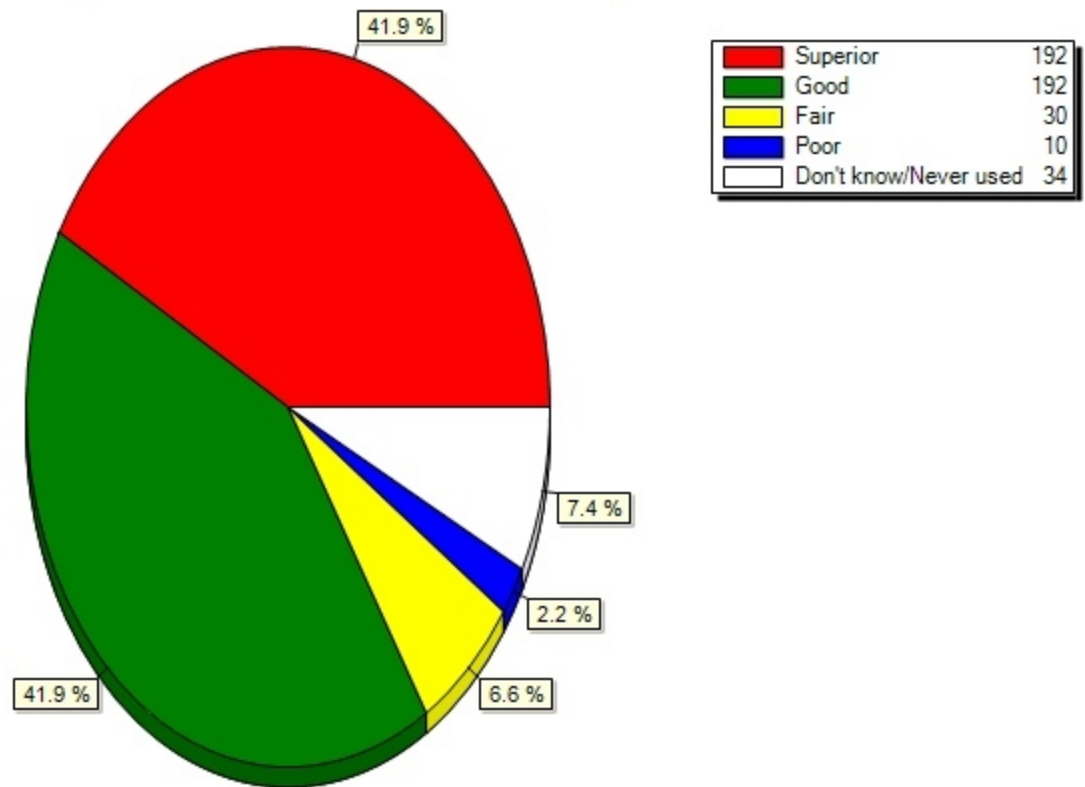
Classroom facilities(7) Please rate the SERVICES and FACILITIES at TCC.)

Classroom facilities(7) Please rate the SERVICES and FACILITIES at TCC.)



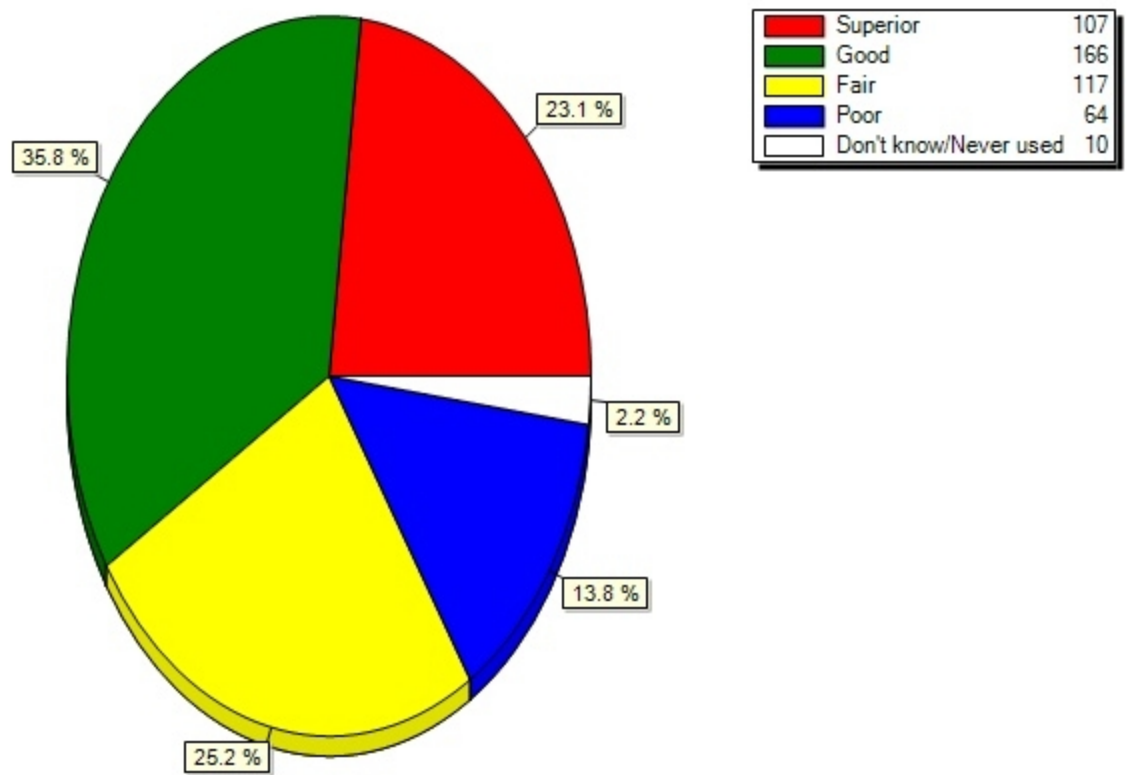
Computer labs(7) Please rate the SERVICES and FACILITIES at TCC.)

Computer labs(7) Please rate the SERVICES and FACILITIES at TCC.)



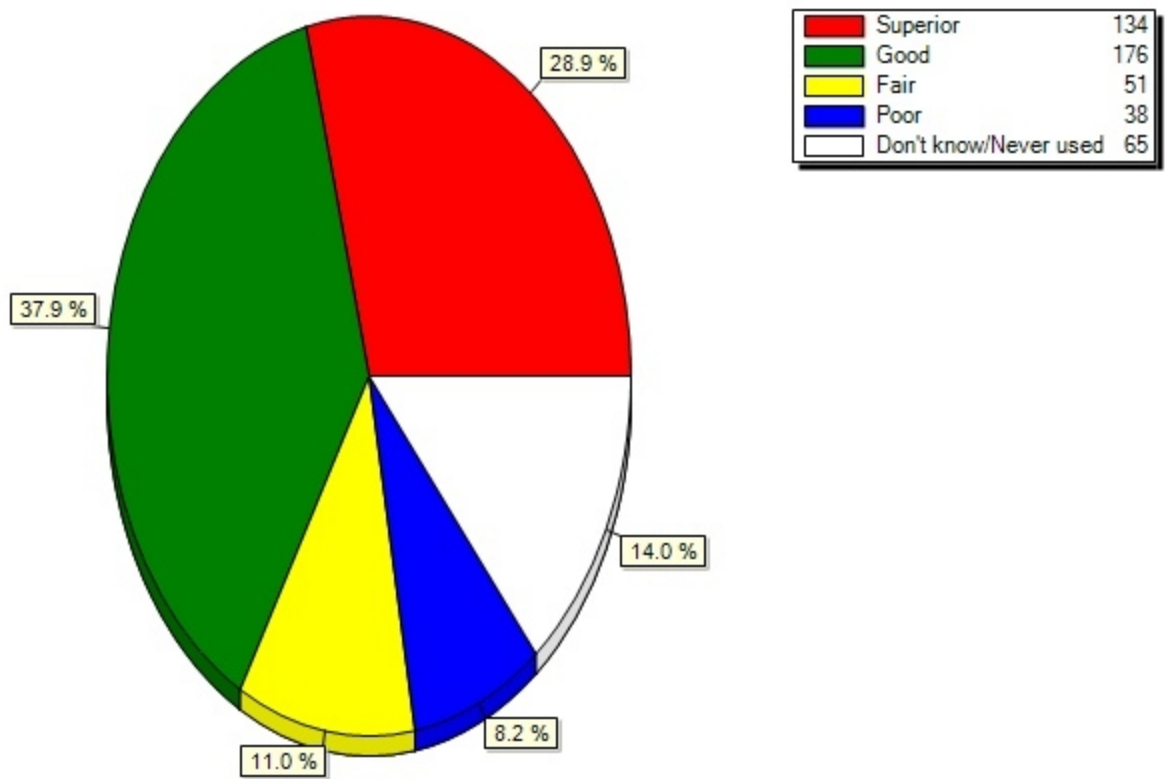
Parking facilities(7) Please rate the SERVICES and FACILITIES at TCC.)

Parking facilities(7) Please rate the SERVICES and FACILITIES at TCC.)



Study areas(7) Please rate the SERVICES and FACILITIES at TCC.)

Study areas (7) Please rate the SERVICES and FACILITIES at TCC.)



8) How adequately did TCC's academic program prepare you in the following areas?

	More than adequate	Adequate	Needs improvement	Not applicable
Mathematical skills/Quantitative reasoning	40.6% (186)	48.5% (222)	3.5% (16)	7.4% (34)
Speaking skills	40.3% (184)	48.1%	2.4% (11)	9.2% (42)

		(220)		
Writing skills	43.6% (201)	47.3% (218)	2.4% (11)	6.7% (31)
Understanding written information	47.5% (217)	46.8% (214)	1.8% (8)	3.9% (18)
Thinking critically and analytically	50.2% (232)	44.2% (204)	2.4% (11)	3.2% (15)
Cultural and social understanding	42.5% (194)	48.1% (220)	3.1% (14)	6.3% (29)
Locating, evaluating and using information	46.6% (215)	47.1% (217)	3.0% (14)	3.3% (15)
Physical well-being and emotional maturity	40.7% (187)	44.4% (204)	4.4% (20)	10.5% (48)
Scientific reasoning	40.5% (184)	47.4% (215)	1.8% (8)	10.4% (47)

Mathematical skills/Quantitative reasoning(8) How adequately did TCC's academic program prepare you in the following areas?)

Response	Count	Percent
More than adequate	186	40.6%
Adequate	222	48.5%
Needs improvement	16	3.5%
Not applicable	34	7.4%

Speaking skills(8) How adequately did TCC's academic program prepare you in the following areas?)

Response	Count	Percent
More than adequate	184	40.3%
Adequate	220	48.1%
Needs improvement	11	2.4%
Not applicable	42	9.2%

Writing skills(8) How adequately did TCC's academic program prepare you in the following areas?)

Response	Count	Percent
More than adequate	201	43.6%
Adequate	218	47.3%
Needs improvement	11	2.4%
Not applicable	31	6.7%

Understanding written information(8) How adequately did TCC's academic program prepare you in the following areas?)

Response	Count	Percent
More than adequate	217	47.5%
Adequate	214	46.8%
Needs improvement	8	1.8%
Not applicable	18	3.9%

Thinking critically and analytically(8) How adequately did TCC's academic program prepare you in the following areas?)

Response	Count	Percent
More than adequate	232	50.2%
Adequate	204	44.2%
Needs improvement	11	2.4%
Not applicable	15	3.2%

Cultural and social understanding(8) How adequately did TCC's academic program prepare you in the following areas?)

Response	Count	Percent
More than adequate	194	42.5%
Adequate	220	48.1%

Needs improvement	14	3.1%
Not applicable	29	6.3%

Locating, evaluating and using information(8) How adequately did TCC's academic program prepare you in the following areas?)

Response	Count	Percent
More than adequate	215	46.6%
Adequate	217	47.1%
Needs improvement	14	3.0%
Not applicable	15	3.3%

Physical well-being and emotional maturity(8) How adequately did TCC's academic program prepare you in the following areas?)

Response	Count	Percent
More than adequate	187	40.7%
Adequate	204	44.4%
Needs improvement	20	4.4%
Not applicable	48	10.5%

Scientific reasoning(8) How adequately did TCC's academic program prepare you in the following areas?)

Response	Count	Percent
More than adequate	184	40.5%
Adequate	215	47.4%
Needs improvement	8	1.8%
Not applicable	47	10.4%

9) As a result of your experience at TCC, to what extent do you feel you have gained or made progress in the following areas:

	To a great extent	To some extent	Very little	Not at all
Basic computer functions and applications	55.1% (254)	37.3% (172)	4.3% (20)	3.3% (15)
Respect for the diverse views and beliefs of others	51.2% (232)	36.2% (164)	8.6% (39)	4.0% (18)
Global perspective on current events	39.1% (180)	41.1% (189)	13.9% (64)	5.9% (27)
Social responsibility	49.1% (224)	36.6% (167)	9.2% (42)	5.0% (23)
Sense of ethical principles	47.9% (217)	39.7% (180)	8.2% (37)	4.2% (19)

Basic computer functions and applications(9) As a result of your experience at TCC, to what extent do you feel you have gained or made progress in the following areas:)

Response	Count	Percent
To a great extent	254	55.1%
To some extent	172	37.3%
Very little	20	4.3%
Not at all	15	3.3%

Respect for the diverse views and beliefs of others(9) As a result of your experience at TCC, to what extent do you feel you have gained or made progress in the following areas:)

Response	Count	Percent
To a great extent	232	51.2%
To some extent	164	36.2%
Very little	39	8.6%
Not at all	18	4.0%

Global perspective on current events(9) As a result of your experience at TCC, to what extent do you feel you have gained or made progress in the following areas:)

Response	Count	Percent
To a great extent	180	39.1%
To some extent	189	41.1%
Very little	64	13.9%
Not at all	27	5.9%

Social responsibility(9) As a result of your experience at TCC, to what extent do you feel you have gained or made progress in the following areas:)

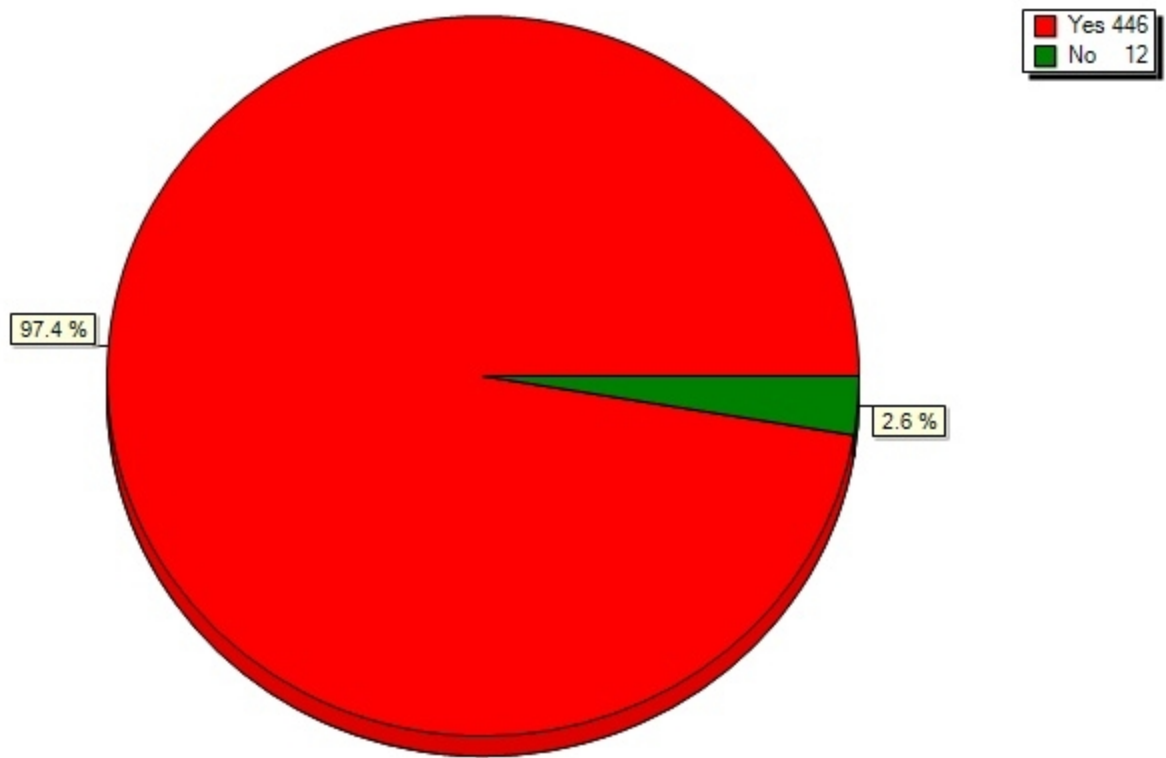
Response	Count	Percent
To a great extent	224	49.1%
To some extent	167	36.6%
Very little	42	9.2%
Not at all	23	5.0%

Sense of ethical principles(9) As a result of your experience at TCC, to what extent do you feel you have gained or made progress in the following areas:)

Response	Count	Percent
To a great extent	217	47.9%
To some extent	180	39.7%
Very little	37	8.2%
Not at all	19	4.2%

10) Would you recommend TCC to others?

10) Would you recommend TCC to others?



Generated: 8/17/2012 11:02:24 AM